

USERGUIDE | MT4+ MARKET MANAGER



1. INSTALLATION OF MT4+ MARKET MANAGER	PAGE 03
2. ABOUT THE MT4+ MARKET MANAGER	PAGE 06
3. CHOOSING THE SYMBOLS TO DISPLAY	PAGE 07
4. TRADING FROM THE MT4+ MARKET MANAGER	PAGE 08
A. PLACING ORDERS	PAGE 08
B. QUICK TRADE-ENTRY FROM TEMPLATES	PAGE 10
C. CLOSING THE ENTIRE POSITION FOR A SYMBOL	PAGE 11
5. ACCOUNT INFORMATION	PAGE 12
6. ORDER LIST	PAGE 13
7. ORDER WINDOWS	PAGE 14
A. INFORMATION ABOUT S/L AND T/P	PAGE 15
B. CHANGING STOP-LOSSES ETC.	PAGE 16
8. POP-UP SYMBOL WINDOWS	PAGE 17
A. SYMBOL INFORMATION	PAGE 18
B. TRADING FROM THE POP-UP SYMBOL WINDOW	PAGE 19
9. POP-UP MENU FOR SYMBOLS	PAGE 20

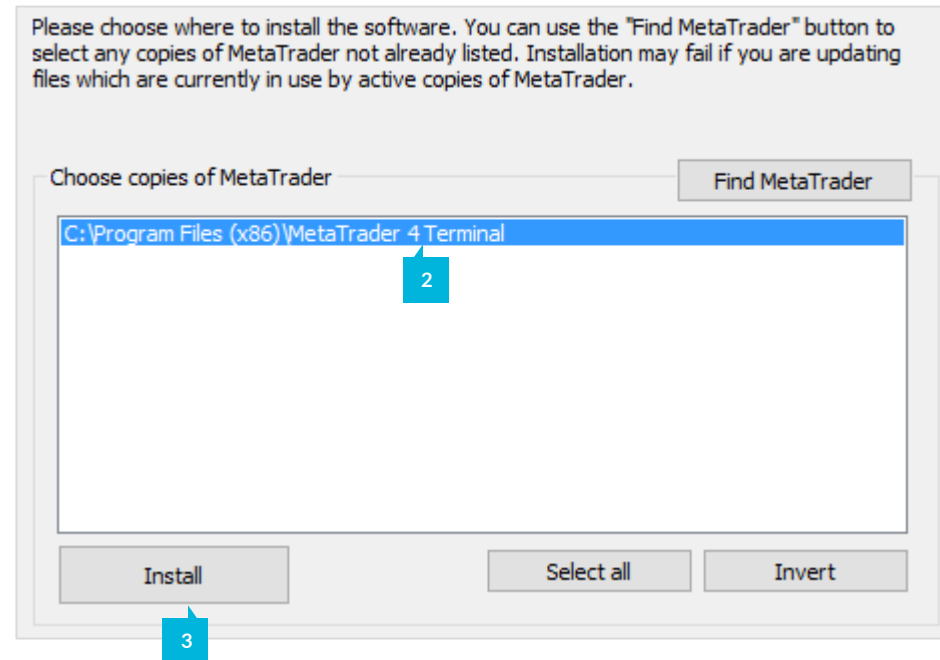
In order to install MT4+ Market Manager, follow the steps below:

1. Click [here](#) to download the retrofit installer containing the full package of JFD MT4+ exclusive add-ons.
2. Run the installer file (1) on your computer.
3. Select the MetaTrader 4 terminal folder (2) where you would like to install the Add-ons package and press the **Install** button (3).
4. Press **OK** in the confirmation dialog box that will appear after successful installation.

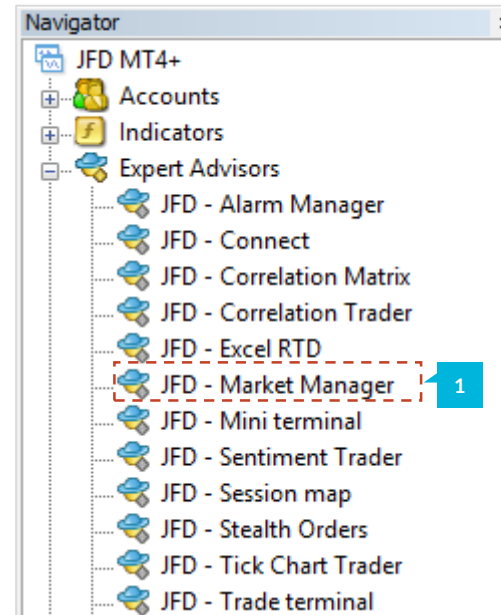
NOTE

Before installing JFD's MT4+ Add-ons, close your MT4 terminal. The add-ons cannot be installed if the MetaTrader 4 terminal is running.

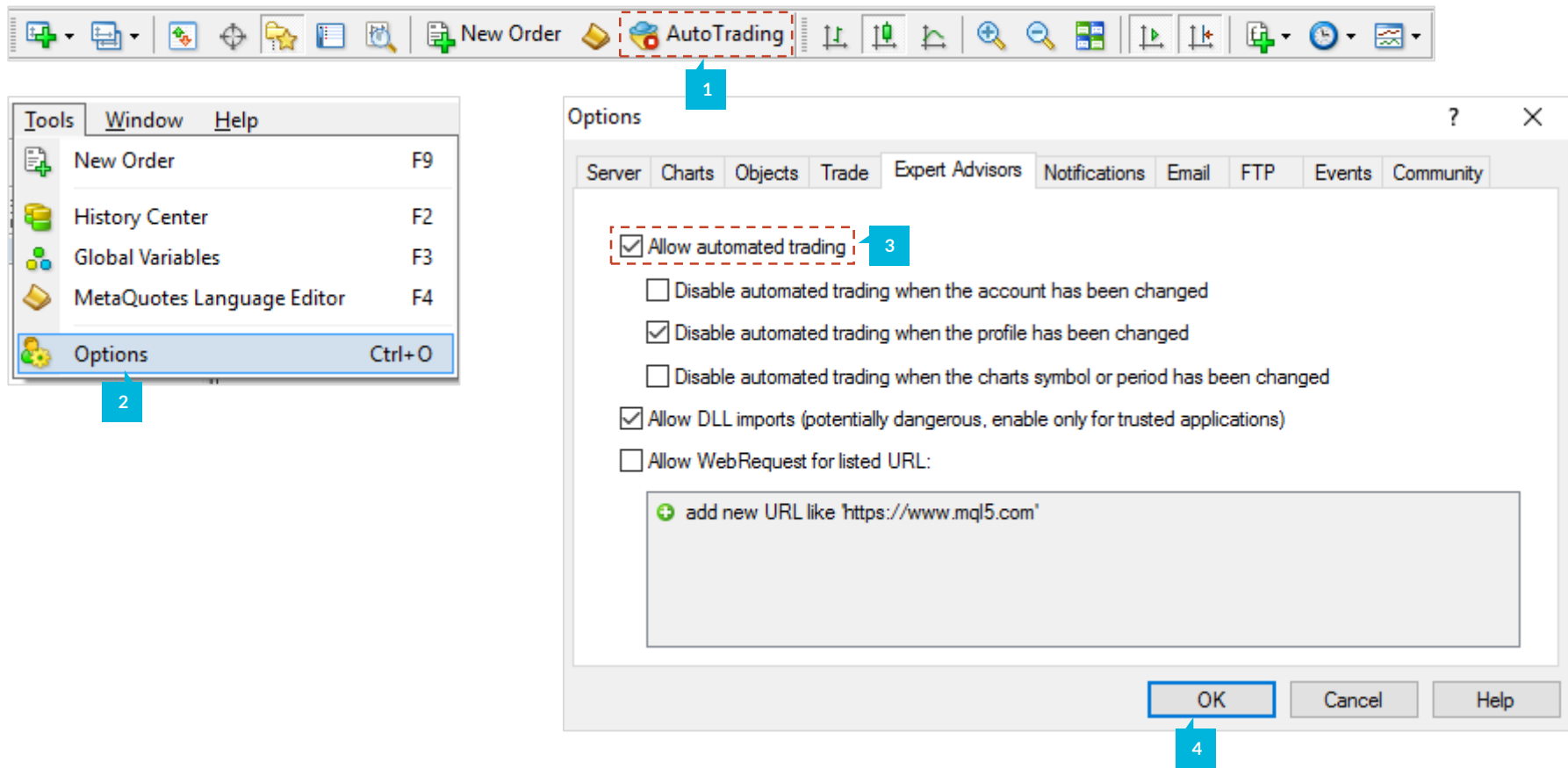
Name <	Type	Size	Packed
JFD-MT4-Apps.exe	.exe	3.0 MB	3.0 MB



After successful installation, open your MT4+ terminal and you will find the **MT4+ Market Manager (1)** along with all other JFD Add-ons in the **Navigator** window under **Expert Advisors**.



In order to use the add-ons, the Expert Advisors should be enabled. Simply click the **AutoTrading** button (1) on the top toolbar. Alternatively, you can open **Tools** main menu and select **Options** (2). In the dialog box that will appear, open the **Expert Advisors** tab (3) and make sure that the check-box **Allow Automated Trading** (4) is ticked. Then press the **OK** button (5).



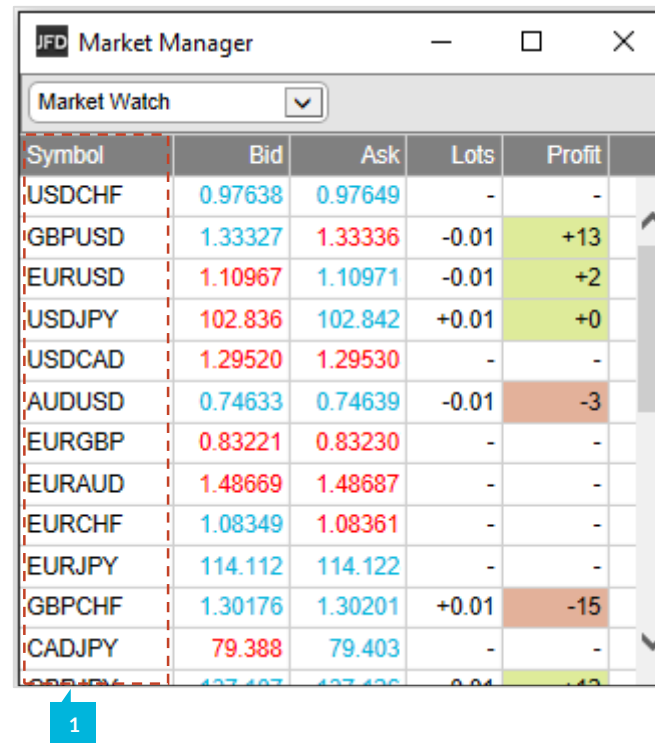
The MT4+ Market Manager does four main things:

- It shows a watch list of both symbol prices and open positions, with facilities for closing positions and opening new ones
- It displays headline information about the account, such as equity, balance, and margin usage
- You can view a list of all open tickets, i.e. all open positions and pending orders, with the ability to open each ticket as a separate window, and then modify or close the position or order
- It provides a concise summary of recent price activity on a symbol

On MT4 the **List of symbols (1)** in the **MT4+ Market Manager** synchronises with the **MT4 Market Watch**. You configure the symbols in the **MT4+ Market Manager** by configuring the MT4 market watch.



Symbol	Bid	Ask
GBPUSD	1.31820	1.31827
EURUSD	1.10173	1.10176
USDJPY	106.249	106.253
AUDCAD	0.97741	0.97758
AUDCHF	0.73906	0.73920
AUDJPY	79.570	79.583
AUDNZD	1.07324	1.07343
AUDSGD	1.01510	1.01532
AUDUSD	0.74893	0.74897
NZDSGD	0.94577	0.94592
USDDKK	6.75110	6.75260
EURTRY	3.38534	3.38639



Symbol	Bid	Ask	Lots	Profit
USDCHF	0.97638	0.97649	-	-
GBPUSD	1.33327	1.33336	-0.01	+13
EURUSD	1.10967	1.10971	-0.01	+2
USDJPY	102.836	102.842	+0.01	+0
USDCAD	1.29520	1.29530	-	-
AUDUSD	0.74633	0.74639	-0.01	-3
EURGBP	0.83221	0.83230	-	-
EURAUD	1.48669	1.48687	-	-
EURCHF	1.08349	1.08361	-	-
EURJPY	114.112	114.122	-	-
GBPCHF	1.30176	1.30201	+0.01	-15
CADJPY	79.388	79.403	-	-

A. PLACING ORDERS

Clicking on the **Bid** or **Ask price (1)** for a symbol opens a dealing form with the order-type press to “buy” or “sell”.

Symbol	Bid	Ask	Lots	Profit
EURUSD	1.11266	1.11268	-	-
AUDJPY	76.404	76.416	-	-
GBPUSD	1.34690	1.34702	-	-
EURGBP	0.82603	0.82608	-	-
AUDCAD	0.96309	0.96323	-	-
EURAUD	1.49665	1.49682	-	-
GBPAUD	1.81175	1.81212	-	-
PTR.L	66.90	67.11	-	-
AGN.A	3.5110	3.5150	-	-
AKZA.A	55.94	55.97	-	-
APAM.A	33.45	33.45	-	-
ASML.A	87.57	87.61	-	-
INGA.A	8.982	8.989	-	-

The **New order** window appears where you can set the parameters of your order. Here you can choose between market and pending orders, you can set **SL (1)**, **TP (2)** or **Trailing stops (3)**. The Option **Save template (4)** gives the possibility to create templates with certain order parameters and to reuse them further.

The screenshot shows a window titled "New order-- Web page Dialogue" for the GBPUSD pair. The window contains the following elements:

- Order type or template:** A dropdown menu set to "Sell".
- Lot size:** A dropdown menu set to "Fixed lot size".
- Lots:** A text input field containing "0.2".
- Stop-loss:** A dropdown menu set to "(none)", highlighted with a red dashed border and a blue callout "1".
- Take-profit:** A dropdown menu set to "(none)", highlighted with a red dashed border and a blue callout "2".
- Trailing stop:** A dropdown menu set to "(none)", highlighted with a red dashed border and a blue callout "3".
- Order comment:** A text input field with a downward arrow.
- Buttons:** "Place order" and "Save template". The "Save template" button is highlighted with a blue callout "4".

B. QUICK TRADE-ENTRY FROM TEMPLATES

The MT4+ Market Manager shares Templates with MT4+ Trade Terminal and Mini Terminal add-ons. You can quickly execute a template by holding down the **Ctrl** key while clicking on the **Bid** or **Ask price (1)** for a symbol, and then clicking on the template name (2):

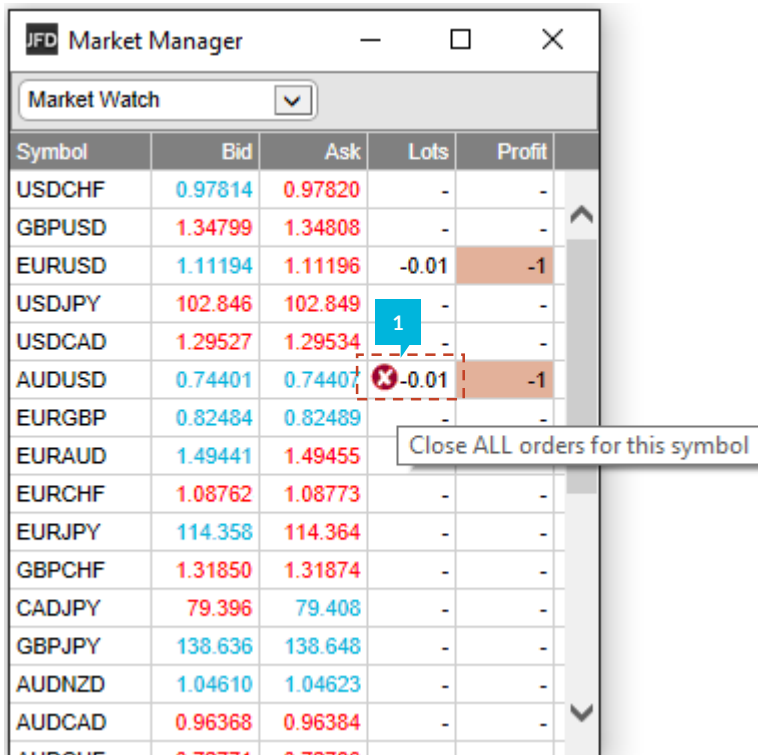
Symbol	Bid	Ask	Lots	Profit
EURUSD	1.11069	1.11069	-	-
AUDJPY	EURUSD - Sell		-	-
GBPUSD	buy		-	-
EURGBP			-	-
AUDCAD			-	-
EURAUD			-	-
GBPAUD	1.81248	1.81286	-	-
PTR.L	66.90	67.11	-	-
AGN.A	3.5260	3.5300	-	-
AKZA.A	55.70	55.74	-	-
APAM.A	33.45	33.45	-	-
ASML.A	87.46	87.52	-	-
INGA.A	8.928	8.933	-	-

NOTE

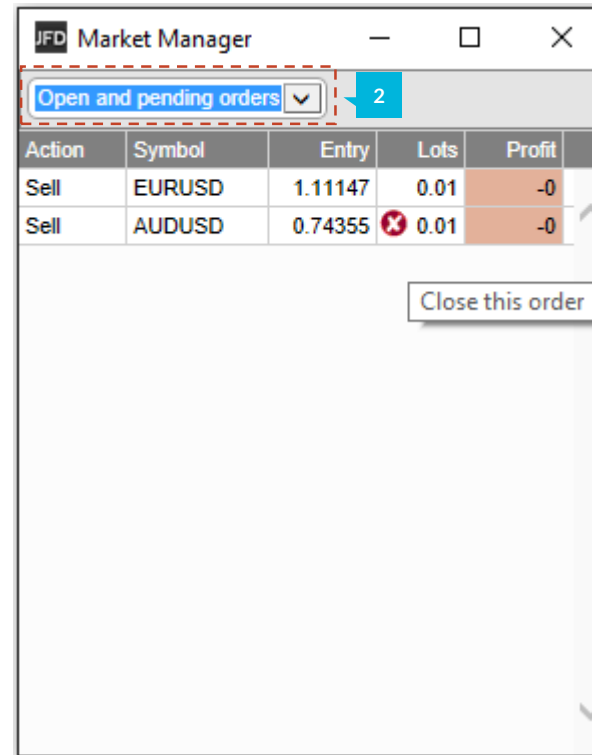
Templates have an order-type stored as part of their definition. In this context, the order-type is replaced by “buy” or “sell” depending on whether you have clicked on the bid price or the ask price.

C. CLOSING THE ENTIRE POSITION FOR A SYMBOL

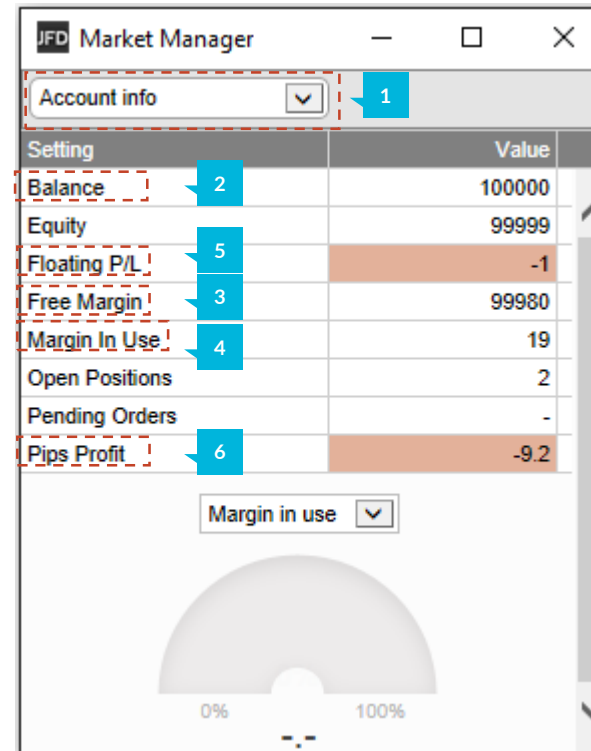
You can quickly close all the orders for a symbol by clicking on the **Position size** (1). While the mouse is over the column, an X icon appears next to the volume to indicate this:



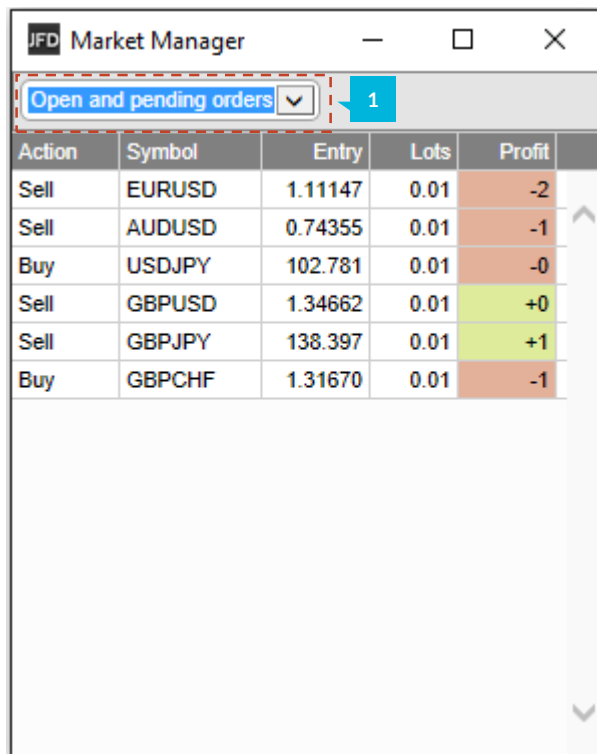
If there are multiple tickets which make up a position, you can close individual tickets using the filter **Open and pending orders** (2) and then close only the desired order.



You view information about your account and profitability by choosing the **Account info** (1) option from the drop-down menu. This displays headline values about the account such as **Balance** (2) and **Free Margin** (3), and also shows a choice of three key metrics in graphical form (**Margin Usage** (4), **Floating P/L** (5), or **Pips Profit** (6)).

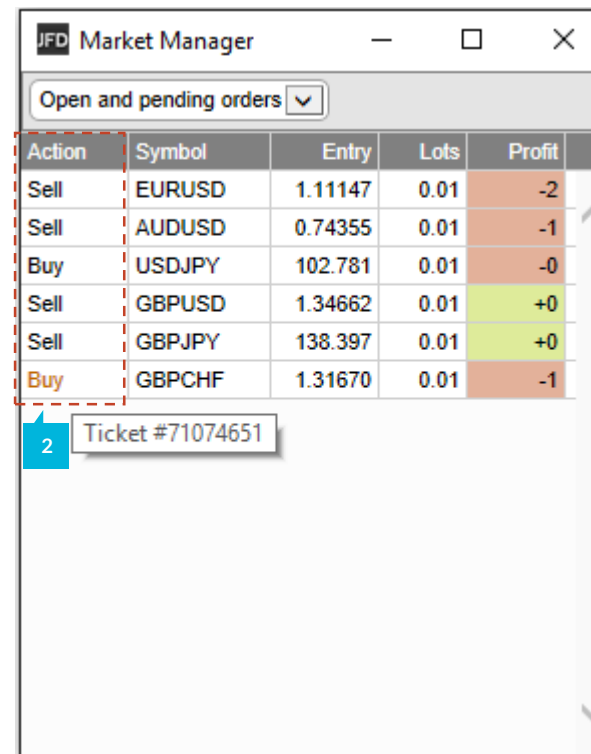


The **Open and Pending** orders option (1) in the drop-down menu displays a list of each open ticket on the account, i.e. all open positions and pending orders.



Action	Symbol	Entry	Lots	Profit
Sell	EURUSD	1.11147	0.01	-2
Sell	AUDUSD	0.74355	0.01	-1
Buy	USDJPY	102.781	0.01	-0
Sell	GBPUSD	1.34662	0.01	+0
Sell	GBPJPY	138.397	0.01	+1
Buy	GBPCHF	1.31670	0.01	-1

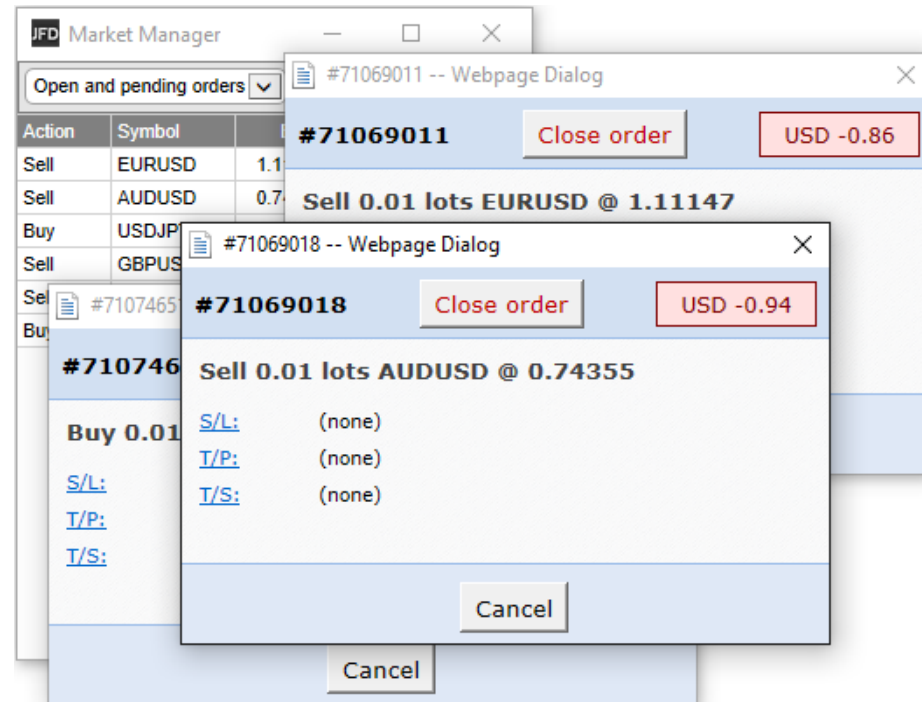
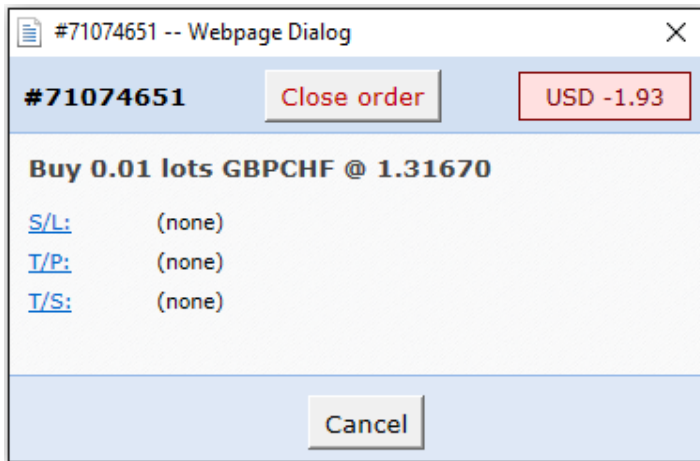
You can close a position or pending order by clicking on its volume, or you can inspect an order and change its details by clicking on the action such as **Buy** or **Sell** (2). This opens an order window as discussed in the next section.



Action	Symbol	Entry	Lots	Profit
Sell	EURUSD	1.11147	0.01	-2
Sell	AUDUSD	0.74355	0.01	-1
Buy	USDJPY	102.781	0.01	-0
Sell	GBPUSD	1.34662	0.01	+0
Sell	GBPJPY	138.397	0.01	+0
Buy	GBPCHF	1.31670	0.01	-1

Ticket #71074651

Clicking on a ticket's action in the order list opens a pop-up window for that order. You can have any number of these pop-up windows visible at once.



A. INFORMATION ABOUT S/L AND T/P

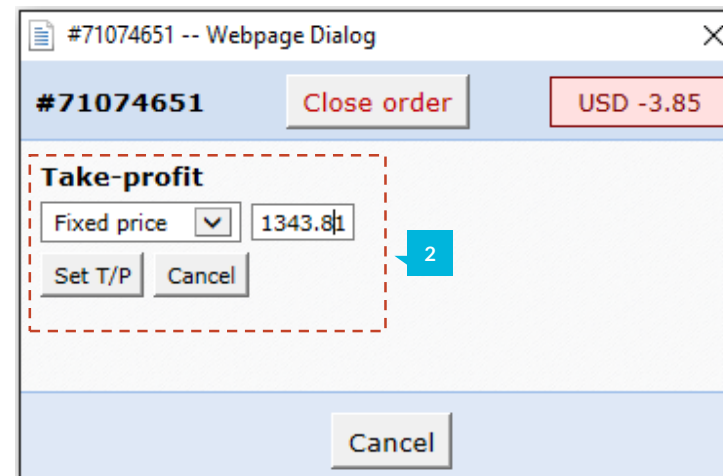
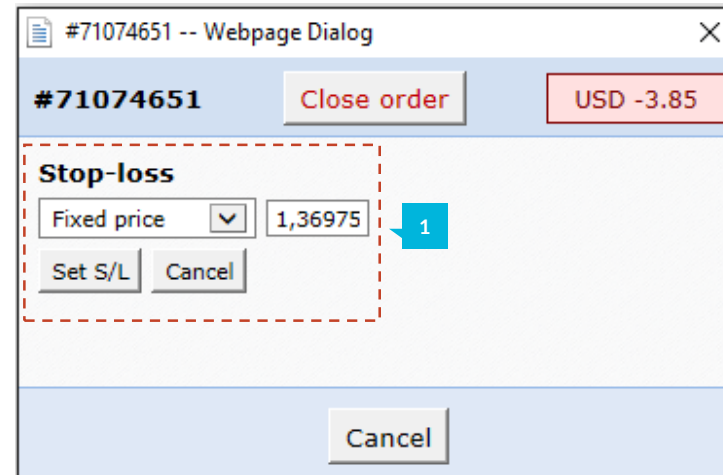
The information shown about the S/L and T/P includes not only the price, but also the distance in pips from the current Ask/Bid price, and the cash effect on the balance if the S/L or T/P is hit.

NOTE

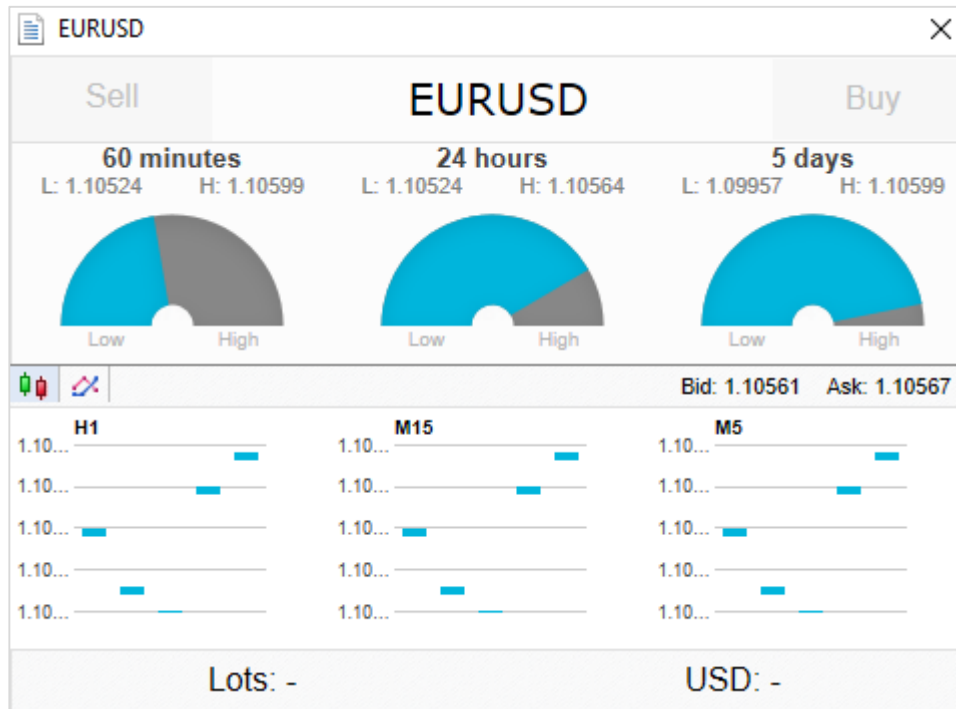
When s/l or t/p is set to a value in pips, it is measured from the open/current price. For example, a buy at 1.2345 with s/l of 10 pips will have its s/l set to 1.2335. (In other words, when creating s/l or t/p on an order, pip values are measured from the ask price.) However, the information in the pop-up order window shows how close the s/l and t/p are to being hit; the figures are measured from the other side of the spread.

B. CHANGING STOP LOSSES ETC.

The order window lets you change the S/L, T/P or Trailing Stop as well as just viewing this information. The S/L (1) and T/P (2) can be set using all the same options which are available when opening an order, not just a fixed price or a number of pips. For example, the Stop Loss can be set to a price corresponding to a cash risk of USD 50.



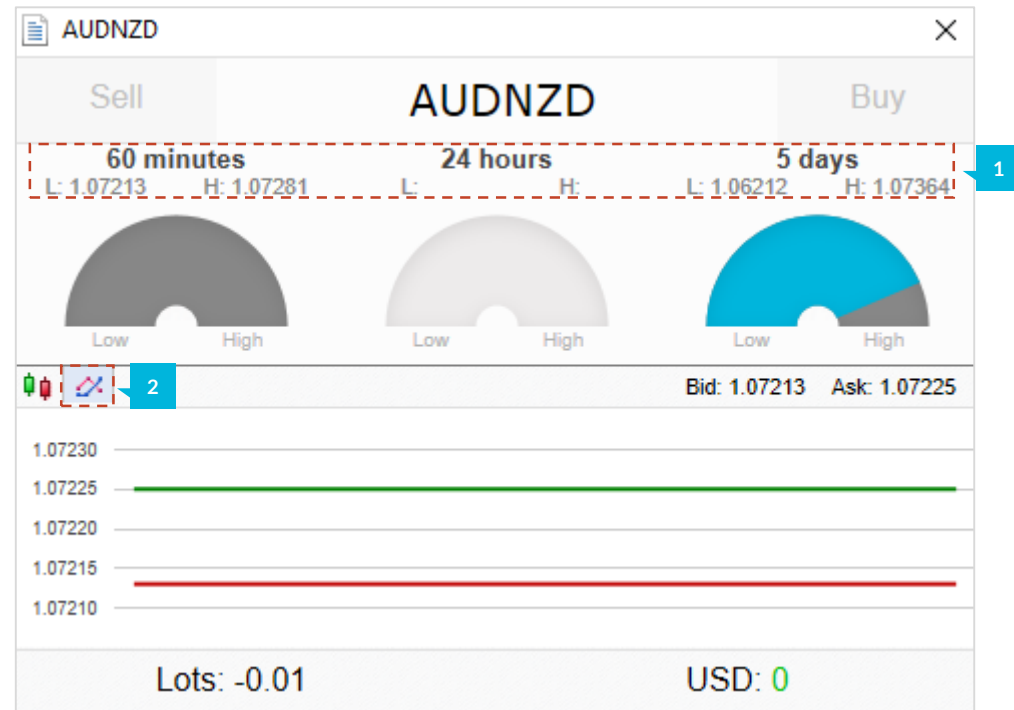
Symbol Names in the MT4+ Market Manager act as links for opening a pop-up window showing recent price movements on that symbol. You can open any number of these pop-up symbol windows.



A. SYMBOL INFORMATION

The pop-up symbol window shows the current price versus the high-low range over the last 60 minutes, 24 hours, and 5 days (1); recent H1, M15 and M5 candles; the current volume; and profitability of any open position in the symbol. This is drawn from the data in your JFD Brokers trading platform, and there can be a short delay before all the information appears if the historic data needs to be downloaded from the JFD Broker's servers.

The symbol window can be switched so that it shows very recent price activity instead of the candles, using the **Chart button** (2). This is not a tick chart, it is a 500-millisecond chart which continues updating even if there is no market activity.



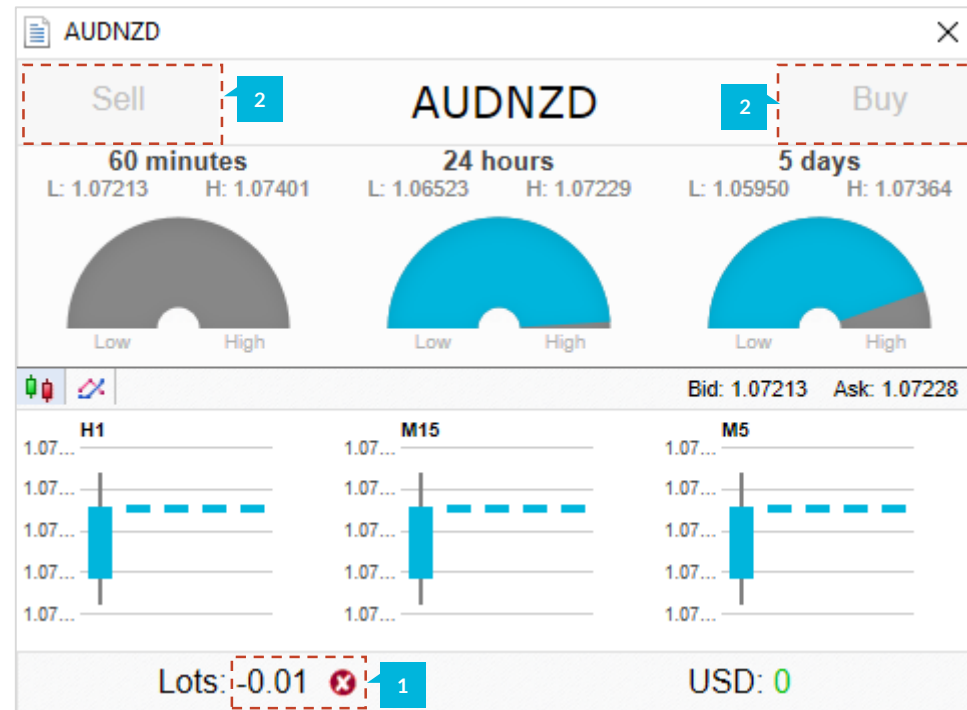
NOTE

That the gauge for the last 60 minutes is not the same as the current H1 candle. The former runs from e.g. 10:23am to 11:22am whereas the current H1 candle runs from e.g. 11:00am to 11:22am.

B. TRADING FROM THE SYMBOL WINDOW

You can carry out three trading actions from the symbol window:

- Close an open position (if any) by clicking on the volume (1).
- Open the standard dealing form by clicking on the **Buy** and **Sell** buttons (2) in the top-left and top-right corners.
- Quickly execute a saved template by holding down **Ctrl** while clicking on the **Buy** or **Sell** buttons (2).



When right-clicking on any symbol name in the **MT4+ Market Manager**, you can also hold down the **Ctrl** key while clicking. This displays a pop-up menu with the following options:

- **Symbol information (1)** - opens a pop-up window for that symbol
- **New chart (2)** - opens a new chart for the selected symbol. If there is a template in MT4 called **Market Watch**, then this is automatically applied to the new chart. If not, the default template will be used.

The screenshot shows the 'Market Watch' window in MT4. The table lists various currency pairs with their current Bid and Ask prices, Lots, and Profit. A context menu is open over the 'GBPUSD' row, with two options highlighted: 'Symbol information' (labeled '1') and 'New chart' (labeled '2'). The 'New chart' menu is further expanded to show timeframes: M1, M5, M15, M30, H1, H4, D1, and W1.

Symbol	Bid	Ask	Lots	Profit
USDCHF	0.97667	0.97675	-	-
GBPUSD	1.33202	1.33221	-0.01	+14
GBPUSD		.10940	-0.01	+2
Symbol information	02.923	+0.01		+1
New chart:	.29562	-		-
AUDUSD	0.71	0.74617	-0.01	-3
EURGBP	0.72	0.83281	-	-
EURAUD	0.71	1.48690	-	-
EURCHF	0.48	1.08361	-	-
EURJPY	0.73	114.178	-	-
GBPCHF	1.30094	1.30127	+0.01	-16
CADJPY	79.435	79.448	-	-

CONTACT US

Kakos Premier Tower
Kyrillou Loukareos 70
4156 Limassol, Cyprus
Fax: +357 25763540
Tel: +357 25878530

SUPPORT

Helpdesk Phone: +49 691 7537 4271
Helpdesk E-mail: support@jfdbrokers.com
Live chat: [Chat now!](#)
Web: www.jfdbrokers.com

JFD Brokers is the trading name of JFD Group Ltd a company with registration number HE 282265, authorised and regulated by the Cyprus Securities and Exchange Commission - CySEC (Licence number: 150/11) and is a Member of the Investor Compensation Fund (ICF). JFD Group Ltd is registered with the German Federal Financial Supervisory Authority - BaFin (Registration number: 126399), the British Financial Conduct Authority - FCA (Registration number: 580193), the French Autorite de Controle Prudentiel et de Résolution Banque de France - ACPR (Registration number 74013), and is MiFID II compliant under the Investment Services and Regulated Market Law of 2017 (Law number: 87(I)/2007). JFD Group Ltd is licensed to provide the investment services of Agency Only Execution (i.e. reception and transmission of orders, execution of orders on behalf of clients) Portfolio Management and Investment Advice in relation to Transferable Securities, Options, Futures, SWAPS, Forward Rate Agreements, Financial Contracts for Differences (CFD) and other Derivatives. JFD Group Ltd is also licensed to provide the ancillary service of Safekeeping and Administration of Financial Instruments.

JFD | **BROKERS**
JUST FAIR AND DIRECT